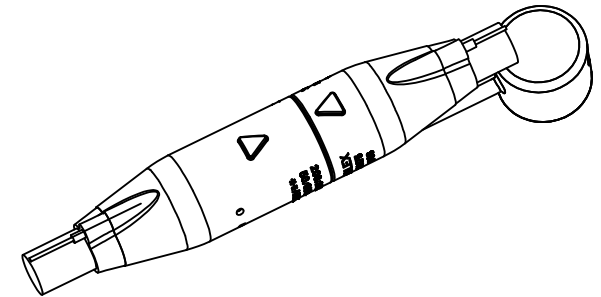
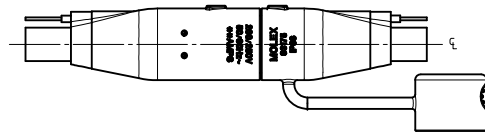
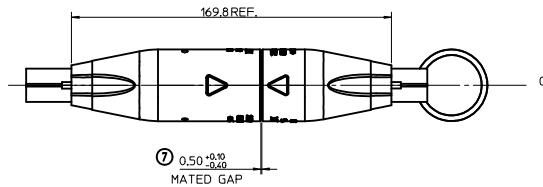



CABLE LENGTH	TOLERANCE
1 - 2 M	+65mm
2 - 5 M	+100mm
5 - 10 M	+200mm
10 - 20 M	+400mm
20 - 30 M	+600mm
30 M PLUS	+2% OF LENGTH



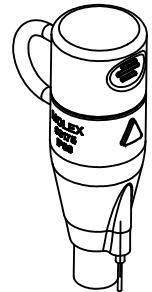
MATED CONNECTOR



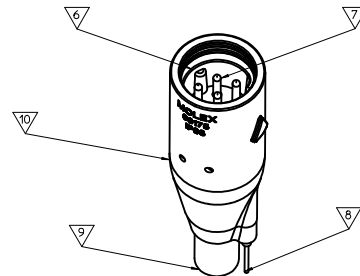
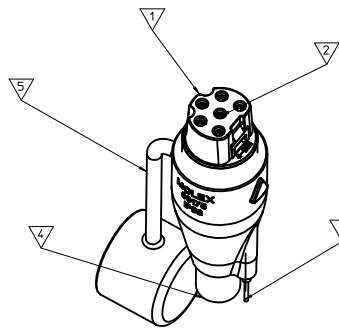
MALE CONNECTOR



FEMALE CONNECTOR  
CAP OPEN



FEMALE CONNECTOR  
CAP CLOSED



FEMALE CONNECTOR BOM		
No	DESCRIPTION	MATERIAL
1	FEMALE MAIN BODY	PU
2	FEMALE TERMINAL	COPPER ALLOY
3	TETHER	BRAIDED STAINLESS STEEL
4	CABLE	SEE CABLE SPEC
5	FEMALE OVERMOLD	PU

MALE CONNECTOR BOM		
No	DESCRIPTION	MATERIAL
6	MALE MAIN BODY	PU
7	MALE TERMINAL	COPPER ALLOY
8	TETHER	BRAIDED STAINLESS STEEL
9	CABLE	SEE CABLE SPEC
10	MALE OVERMOLD	PU

NOTES:

1. MATERIAL: SEE TABLES
2. FOR PRODUCT SPECIFICATION PLEASE SEE PS-93175-001
3. FOR PACKAGING SPECIFICATION PLEASE SEE PK-93175-001
4. EXTERNAL SURFACE FINISH OF THE CONNECTOR TO BE 23 VDI
5. 6 CIRCUIT VERSION SHOWN IN ALL VIEWS.  
FOR ALL OTHER CIRCUIT LAYOUTS PLEASE SEE PRODUCT SPEC
6. ALL UNSPECIFIED TOLERANCES +/- 5 mm
7. FOR CABLE LENGTH TOLERANCES PLEASE SEE TABLE  
INSPECTION NUMBERS 1-9 USED  
LAST INSPECTION NUMBER USED 7

PART No LEGEND		
PART NO	DESCRIPTION	NOTE
931751***	MALE ARMoured	3 TO 6 CKT
931752***	MALE UN-ARMoured	3 TO 6 CKT
931753***	FEMALE ARMoured	3 TO 6 CKT
931754***	FEMALE UN-ARMoured	3 TO 6 CKT
931755***	MALE ARMoured	16 CKT
931756***	FEMALE ARMoured	16 CKT

ADDED PNs SHT 5 EC NO: E2012-0023 DRAWN BY: MAHER CHKD: EFO LAN APPR: EFO LAN DATE: 2011/07/22 DESCRIPTION: PASSIVE SAFETY CONNECTOR	QUALITY SYMBOLS	GENERAL TOLERANCES (UNLESS SPECIFIED)		DIMENSION STYLE		SCALE	DESIGN UNITS	THIRD ANGLE PROJECTION
	$\nabla=0$ $\nabla=0$	mm	INCH	MM ONLY		1:1.33	METRIC	
	4 PLACES ± --- ± --- 3 PLACES ± --- ± --- 2 PLACES ± 0.50 ± --- 1 PLACE ± 1.00 ± --- ANGULAR ± 2 °	DRAWN BY: MAHER DATE: 2008/10/30 CHECKED BY: S MCGREEVY DATE: 2008/10/30 APPROVED BY: EFO LAN DATE: 2010/10/21	TITLE		PASSIVE SAFETY CONNECTOR ARMoured & UN-ARMoured		MOLEX INCORPORATED	
	DRAFT WHERE APPLICABLE MUST REMAIN WITHIN DIMENSIONS	SEE SHT 2-5 THIS DRAWING CONTAINS INFORMATION THAT IS PROPRIETARY TO MOLEX INCORPORATED AND SHOULD NOT BE USED WITHOUT WRITTEN PERMISSION		DOCUMENT NO. SD-93175-001		SHEET NO. 1 OF 5		

PART NUMBER	DIM B	DIM C	DESCRIPTION
931751001	1000	1000	MALE CONNECTOR ARMOURED 3 CKT
931751002	2000	2000	MALE CONNECTOR ARMOURED 3 CKT
931751003	3000	3000	MALE CONNECTOR ARMOURED 3 CKT
931751004	5000	5000	MALE CONNECTOR ARMOURED 3 CKT
931751005	10000	10000	MALE CONNECTOR ARMOURED 3 CKT
931751006	15000	10000	MALE CONNECTOR ARMOURED 3 CKT

PART NUMBER	DIM B	DIM C	DESCRIPTION
931751101	1000	1000	MALE CONNECTOR ARMOURED 4 CKT
931751102	2000	2000	MALE CONNECTOR ARMOURED 4 CKT
931751103	3000	3000	MALE CONNECTOR ARMOURED 4 CKT
931751104	5000	5000	MALE CONNECTOR ARMOURED 4 CKT
931751105	10000	10000	MALE CONNECTOR ARMOURED 4 CKT
931751106	15000	10000	MALE CONNECTOR ARMOURED 4 CKT

PART NUMBER	DIM B	DIM C	DESCRIPTION
931751201	1000	1000	MALE CONNECTOR ARMOURED 5 CKT
931751202	2000	2000	MALE CONNECTOR ARMOURED 5 CKT
931751203	3000	3000	MALE CONNECTOR ARMOURED 5 CKT
931751204	5000	5000	MALE CONNECTOR ARMOURED 5 CKT
931751205	10000	10000	MALE CONNECTOR ARMOURED 5 CKT
931751206	15000	10000	MALE CONNECTOR ARMOURED 5 CKT

PART NUMBER	DIM B	DIM C	DESCRIPTION
931751301	1000	1000	MALE CONNECTOR ARMOURED 6 CKT
931751302	2000	2000	MALE CONNECTOR ARMOURED 6 CKT
931751303	3000	3000	MALE CONNECTOR ARMOURED 6 CKT
931751304	5000	5000	MALE CONNECTOR ARMOURED 6 CKT
931751305	10000	10000	MALE CONNECTOR ARMOURED 6 CKT
931751306	15000	10000	MALE CONNECTOR ARMOURED 6 CKT

ARMOURED		
CABLE DIA	DIM A	CKT
11.00		3
12.60		4
13.60		5
14.70		6

PART NUMBER	DIM B	DIM C	DESCRIPTION
931752001	1000	1000	MALE CONNECTOR UNARMOURED 3 CKT
931752002	2000	2000	MALE CONNECTOR UNARMOURED 3 CKT
931752003	3000	3000	MALE CONNECTOR UNARMOURED 3 CKT
931752004	5000	5000	MALE CONNECTOR UNARMOURED 3 CKT
931752005	10000	10000	MALE CONNECTOR UNARMOURED 3 CKT
931752006	15000	10000	MALE CONNECTOR UNARMOURED 3 CKT

PART NUMBER	DIM B	DIM C	DESCRIPTION
931752101	1000	1000	MALE CONNECTOR UNARMOURED 4 CKT
931752102	2000	2000	MALE CONNECTOR UNARMOURED 4 CKT
931752103	3000	3000	MALE CONNECTOR UNARMOURED 4 CKT
931752104	5000	5000	MALE CONNECTOR UNARMOURED 4 CKT
931752105	10000	10000	MALE CONNECTOR UNARMOURED 4 CKT
931752106	15000	10000	MALE CONNECTOR UNARMOURED 4 CKT

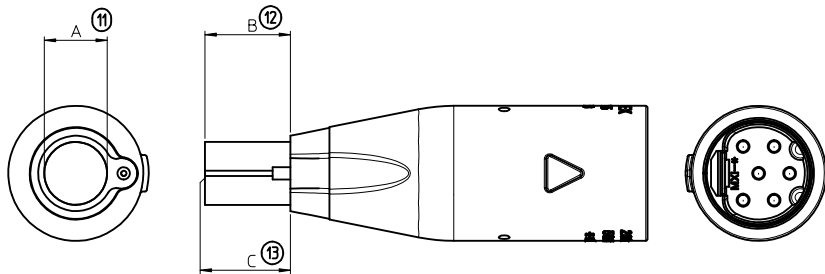
UNARMOURED		
CABLE DIA	DIM A	CKT
TBD		3
TBD		4
TBD		5
TBD		6

PART NUMBER	DIM B	DIM C	DESCRIPTION
931752201	1000	1000	MALE CONNECTOR UNARMOURED 5 CKT
931752202	2000	2000	MALE CONNECTOR UNARMOURED 5 CKT
931752203	3000	3000	MALE CONNECTOR UNARMOURED 5 CKT
931752204	5000	5000	MALE CONNECTOR UNARMOURED 5 CKT
931752205	10000	10000	MALE CONNECTOR UNARMOURED 5 CKT
931752206	15000	10000	MALE CONNECTOR UNARMOURED 5 CKT

PART NUMBER	DIM B	DIM C	DESCRIPTION
931752301	1000	1000	MALE CONNECTOR UNARMOURED 6 CKT
931752302	2000	2000	MALE CONNECTOR UNARMOURED 6 CKT
931752303	3000	3000	MALE CONNECTOR UNARMOURED 6 CKT
931752304	5000	5000	MALE CONNECTOR UNARMOURED 6 CKT
931752305	10000	10000	MALE CONNECTOR UNARMOURED 6 CKT
931752306	15000	10000	MALE CONNECTOR UNARMOURED 6 CKT

NOTE

- 1. CABLE COLOR BLACK
- INSPECTION NUMBERS 10 TO 19 USED
- LAST INSPECTION NUMBER USED 13



SEE SHEET 1 EC NO: E2012-0023 DRAWN: DMAHER 2011/07/22 CHKD: APPR: EFOLAN 2011/08/22 REV DESCRIPTION	QUALITY SYMBOLS ▽=0 ▽=0	GENERAL TOLERANCES (UNLESS SPECIFIED)		DIMENSION STYLE <b>MM ONLY</b>		SCALE 1:1	DESIGN UNITS METRIC	THIRD ANGLE PROJECTION	
		4 PLACES ± --- ± --- 3 PLACES ± --- ± --- 2 PLACES ± 0.50 ± --- 1 PLACE ± 1.00 ± --- ANGULAR ± 2 °	mm INCH	DRAWN BY D MAHER	DATE 2008/10/30	TITLE PASSIVE SAFETY CONNECTOR ARMOURED & UN-ARMOURED			
DRAFT WHERE APPLICABLE MUST REMAIN WITHIN DIMENSIONS		APPROVED BY EFOLAN		DATE 2010/10/21		MATERIAL NO. SEE TABLE		DOCUMENT NO. SD-93175-001	
		SIZE A2		THIS DRAWING CONTAINS INFORMATION THAT IS PROPRIETARY TO MOLEX INCORPORATED AND SHOULD NOT BE USED WITHOUT WRITTEN PERMISSION		SHEET NO. 2 OF 5			

PART NUMBER	DIM B	DIM C	DESCRIPTION
931753001	1000	1000	FEMALE CONNECTOR ARMoured 3 CKT
931753002	2000	2000	FEMALE CONNECTOR ARMoured 3 CKT
931753003	3000	3000	FEMALE CONNECTOR ARMoured 3 CKT
931753004	5000	5000	FEMALE CONNECTOR ARMoured 3 CKT
931753005	10000	10000	FEMALE CONNECTOR ARMoured 3 CKT
931753006	15000	15000	FEMALE CONNECTOR ARMoured 3 CKT
931753007	15000	20000	FEMALE CONNECTOR ARMoured 3 CKT
931753008	15000	25000	FEMALE CONNECTOR ARMoured 3 CKT
931753009	15000	30000	FEMALE CONNECTOR ARMoured 3 CKT
931753010	15000	35000	FEMALE CONNECTOR ARMoured 3 CKT
931753011	15000	40000	FEMALE CONNECTOR ARMoured 3 CKT
931753012	15000	45000	FEMALE CONNECTOR ARMoured 3 CKT
931753013	15000	50000	FEMALE CONNECTOR ARMoured 3 CKT

PART NUMBER	DIM B	DIM C	DESCRIPTION
931753101	1000	1000	FEMALE CONNECTOR ARMoured 4 CKT
931753102	2000	2000	FEMALE CONNECTOR ARMoured 4 CKT
931753103	3000	3000	FEMALE CONNECTOR ARMoured 4 CKT
931753104	5000	5000	FEMALE CONNECTOR ARMoured 4 CKT
931753105	10000	10000	FEMALE CONNECTOR ARMoured 4 CKT
931753106	15000	15000	FEMALE CONNECTOR ARMoured 4 CKT
931753107	15000	20000	FEMALE CONNECTOR ARMoured 4 CKT
931753108	15000	25000	FEMALE CONNECTOR ARMoured 4 CKT
931753109	15000	30000	FEMALE CONNECTOR ARMoured 4 CKT
931753110	15000	35000	FEMALE CONNECTOR ARMoured 4 CKT
931753111	15000	40000	FEMALE CONNECTOR ARMoured 4 CKT
931753112	15000	45000	FEMALE CONNECTOR ARMoured 4 CKT
931753113	15000	50000	FEMALE CONNECTOR ARMoured 4 CKT

PART NUMBER	DIM B	DIM C	DESCRIPTION
931753201	1000	1000	FEMALE CONNECTOR ARMoured 5 CKT
931753202	2000	2000	FEMALE CONNECTOR ARMoured 5 CKT
931753203	3000	3000	FEMALE CONNECTOR ARMoured 5 CKT
931753204	5000	5000	FEMALE CONNECTOR ARMoured 5 CKT
931753205	10000	10000	FEMALE CONNECTOR ARMoured 5 CKT
931753206	15000	15000	FEMALE CONNECTOR ARMoured 5 CKT
931753207	15000	20000	FEMALE CONNECTOR ARMoured 5 CKT
931753208	15000	25000	FEMALE CONNECTOR ARMoured 5 CKT
931753209	15000	30000	FEMALE CONNECTOR ARMoured 5 CKT
931753210	15000	35000	FEMALE CONNECTOR ARMoured 5 CKT
931753211	15000	40000	FEMALE CONNECTOR ARMoured 5 CKT
931753212	15000	45000	FEMALE CONNECTOR ARMoured 5 CKT
931753213	15000	50000	FEMALE CONNECTOR ARMoured 5 CKT

PART NUMBER	DIM B	DIM C	DESCRIPTION
931753301	1000	1000	FEMALE CONNECTOR ARMoured 6 CKT
931753302	2000	2000	FEMALE CONNECTOR ARMoured 6 CKT
931753303	3000	3000	FEMALE CONNECTOR ARMoured 6 CKT
931753304	5000	5000	FEMALE CONNECTOR ARMoured 6 CKT
931753305	10000	10000	FEMALE CONNECTOR ARMoured 6 CKT
931753306	15000	15000	FEMALE CONNECTOR ARMoured 6 CKT
931753307	15000	20000	FEMALE CONNECTOR ARMoured 6 CKT
931753308	15000	25000	FEMALE CONNECTOR ARMoured 6 CKT
931753309	15000	30000	FEMALE CONNECTOR ARMoured 6 CKT
931753310	15000	35000	FEMALE CONNECTOR ARMoured 6 CKT
931753311	15000	40000	FEMALE CONNECTOR ARMoured 6 CKT
931753312	15000	45000	FEMALE CONNECTOR ARMoured 6 CKT
931753313	15000	50000	FEMALE CONNECTOR ARMoured 6 CKT

ARMoured		
CABLE DIA	DIM A	CKT
11.00		3
12.60		4
13.60		5
14.70		6

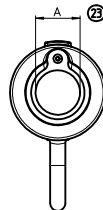
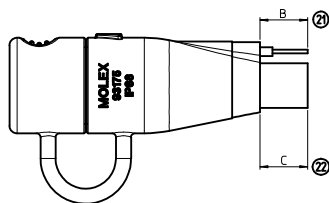
PART NUMBER	DIM B	DIM C	DESCRIPTION
931754001	1000	1000	FEMALE CONNECTOR UNARMoured 3 CKT
931754002	2000	2000	FEMALE CONNECTOR UNARMoured 3 CKT
931754003	3000	3000	FEMALE CONNECTOR UNARMoured 3 CKT
931754004	5000	5000	FEMALE CONNECTOR UNARMoured 3 CKT
931754005	10000	10000	FEMALE CONNECTOR UNARMoured 3 CKT
931754006	15000	15000	FEMALE CONNECTOR UNARMoured 3 CKT

PART NUMBER	DIM B	DIM C	DESCRIPTION
931754101	1000	1000	FEMALE CONNECTOR UNARMoured 4 CKT
931754102	2000	2000	FEMALE CONNECTOR UNARMoured 4 CKT
931754103	3000	3000	FEMALE CONNECTOR UNARMoured 4 CKT
931754104	5000	5000	FEMALE CONNECTOR UNARMoured 4 CKT
931754105	10000	10000	FEMALE CONNECTOR UNARMoured 4 CKT
931754106	15000	15000	FEMALE CONNECTOR UNARMoured 4 CKT

PART NUMBER	DIM B	DIM C	DESCRIPTION
931754201	1000	1000	FEMALE CONNECTOR UNARMoured 5 CKT
931754202	2000	2000	FEMALE CONNECTOR UNARMoured 5 CKT
931754203	3000	3000	FEMALE CONNECTOR UNARMoured 5 CKT
931754204	5000	5000	FEMALE CONNECTOR UNARMoured 5 CKT
931754205	10000	10000	FEMALE CONNECTOR UNARMoured 5 CKT
931754206	15000	15000	FEMALE CONNECTOR UNARMoured 5 CKT

PART NUMBER	DIM B	DIM C	DESCRIPTION
931754301	1000	1000	FEMALE CONNECTOR UNARMoured 6 CKT
931754302	2000	2000	FEMALE CONNECTOR UNARMoured 6 CKT
931754303	3000	3000	FEMALE CONNECTOR UNARMoured 6 CKT
931754304	5000	5000	FEMALE CONNECTOR UNARMoured 6 CKT
931754305	10000	10000	FEMALE CONNECTOR UNARMoured 6 CKT
931754306	15000	15000	FEMALE CONNECTOR UNARMoured 6 CKT

UNARMoured		
CABLE DIA	DIM A	CKT
TBD		3
TBD		4
TBD		5
TBD		6



NOTE  
 1. CABLE COLOR BLACK  
 INSPECTION NUMBERS 20 TO 29 USED  
 LAST INSPECTION NUMBER USED 23

SEE SHEET 1 ELC NO: E2012-0023 DRAWN BY: D MAHER CHKD: S MCGREEVY APPR: EFOLAN REV: 2011/08/22	QUALITY SYMBOLS 0 = 0 1 = 0	GENERAL TOLERANCES (UNLESS SPECIFIED)		DIMENSION STYLE <b>MM ONLY</b>		SCALE 1:1	DESIGN UNITS METRIC	THIRD ANGLE PROJECTION	
		4 PLACES ± --- ± --- 3 PLACES ± --- ± --- 2 PLACES ± 0.50 ± --- 1 PLACE ± 1.00 ± --- ANGULAR ± 2°	mm INCH	DRAWN BY D MAHER	DATE 2008/10/30	TITLE <b>PASSIVE SAFETY CONNECTOR ARMoured &amp; UN-ARMoured</b>			
		DRAFT WHERE APPLICABLE MUST REMAIN WITHIN DIMENSIONS		CHECKED BY S MCGREEVY	DATE 2008/10/30	MATERIAL NO. <b>SD-93175-001</b>			
				APPROVED BY EFOLAN	DATE 2010/10/21	DOCUMENT NO. <b>SD-93175-001</b>			
		SEE TABLE		SHEET NO. 3 OF 5		THIS DRAWING CONTAINS INFORMATION THAT IS PROPRIETARY TO MOLEX INCORPORATED AND SHOULD NOT BE USED WITHOUT WRITTEN PERMISSION			

10 9 8 7 6 5 4 3 2 1

F

E

D

C

B

A

F

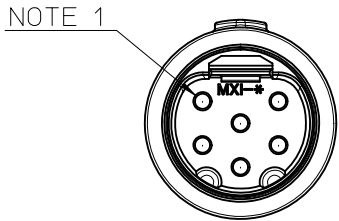
E

D

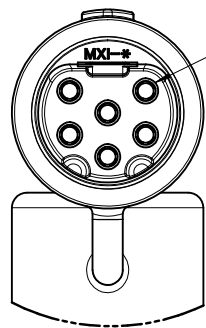
C

B

A

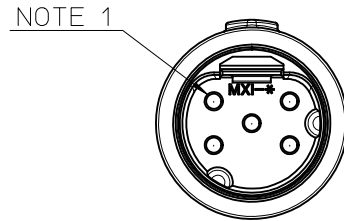


NOTE 1

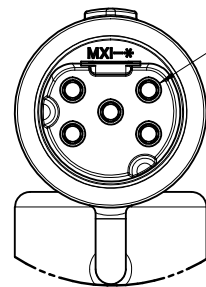


NOTE 1

VIEW SHOWING KEYING OF 6 CIRCUIT VERSION

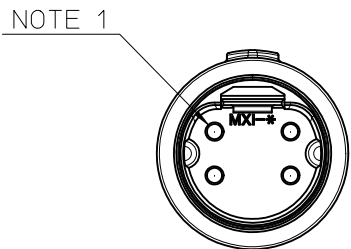


NOTE 1

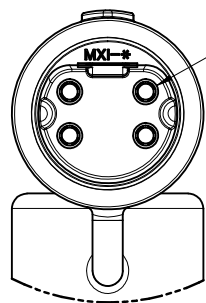


NOTE 1

VIEW SHOWING KEYING OF 5 CIRCUIT VERSION

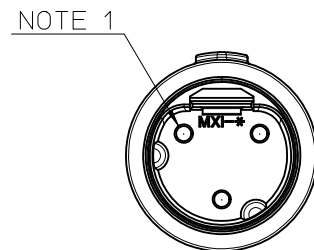


NOTE 1

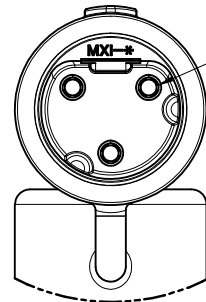


NOTE 1

VIEW SHOWING KEYING OF 4 CIRCUIT VERSION



NOTE 1



NOTE 1

VIEW SHOWING KEYING OF 3 CIRCUIT VERSION

NOTES:

1. EARTH POSITION

SEE SHEET 1  
 EC NO: E2012-0023  
 DRW:DMAHER 2011/07/22  
 CHKD:  
 APPR:EFOLAN 2011/08/22

REV	DESCRIPTION
1	QUALITY SYMBOLS
	▽=0
	◻=0

GENERAL TOLERANCES (UNLESS SPECIFIED)	
	mm INCH
4 PLACES	± --- ± ---
3 PLACES	± --- ± ---
2 PLACES	± 0.50 ± ---
1 PLACE	± 1.00 ± ---
ANGULAR ± 2 °	

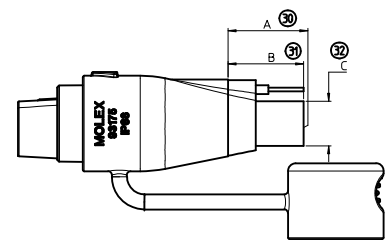
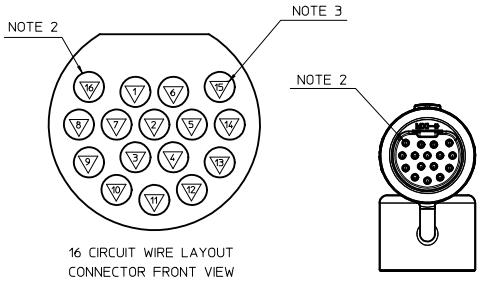
DRAFT WHERE APPLICABLE MUST REMAIN WITHIN DIMENSIONS

DIMENSION STYLE	
MM ONLY	
DRAWN BY	DATE
D MAHER	2008/10/30
CHECKED BY	DATE
S MCGREEVY	2008/10/30
APPROVED BY	DATE
EFOLAN	2010/10/21
MATERIAL NO.	
SHEET 2&3	
SIZE	A3

SCALE	DESIGN UNITS	THIRD ANGLE PROJECTION
1:1	METRIC	☉
TITLE		
PASSIVE SAFETY CONNECTOR ARMoured & UN-ARMoured		
MOLEX INCORPORATED		
MATERIAL NO.	DOCUMENT NO.	SHEET NO.
	SD-93175-001	4 OF 5
THIS DRAWING CONTAINS INFORMATION THAT IS PROPRIETARY TO MOLEX INCORPORATED AND SHOULD NOT BE USED WITHOUT WRITTEN PERMISSION		

9 8 7 6 5 4 3 2 1

PIN	COLOR	COLOR
1	WHITE/ORANGE	WH/OG
2	BROWN	BN
3	BLUE	BU
4	WHITE	WH
5	RED	RD
6	BROWN/BLUE	BN/BU
7	BLACK	BK
8	BROWN/WHITE	BN/WH
9	ORANGE/GRAY	OG/GY
10	RED/BLUE	RD/BU
11	ORANGE	OG
12	GRAY	GY
13	VIOLET	VT
14	PINK	PK
15	RED/GRAY	RD/GY
16(GND)	BLACK/VIOLET+SHIELD	BK/VT+SHIELD

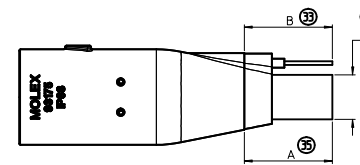
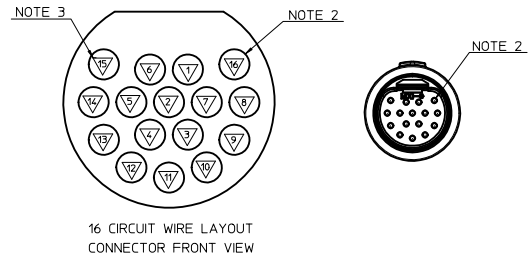


FEMALE POLE PLUG CONNECTOR  
16 CIRCUIT

STANDARD PRODUCT				
PART NUMBER	DIM A	DIM B	DIM C	DESCRIPTION
931756001	1000	75	17.7	BLACK ARMoured 16 CKT CONNECTOR ORANGE CABLE
931756002	2000	75	17.7	BLACK ARMoured 16 CKT CONNECTOR ORANGE CABLE
931756003	3000	75	17.7	BLACK ARMoured 16 CKT CONNECTOR ORANGE CABLE
931756026	4000	75	17.7	BLACK ARMoured 16 CKT CONNECTOR ORANGE CABLE
931756004	5000	75	17.7	BLACK ARMoured 16 CKT CONNECTOR ORANGE CABLE
931756005	10000	75	17.7	BLACK ARMoured 16 CKT CONNECTOR ORANGE CABLE
931756013	15000	75	17.7	BLACK ARMoured 16 CKT CONNECTOR ORANGE CABLE
931756006	20000	75	17.7	BLACK ARMoured 16 CKT CONNECTOR ORANGE CABLE
931756014	25000	75	17.7	BLACK ARMoured 16 CKT CONNECTOR ORANGE CABLE
931756007	30000	75	17.7	BLACK ARMoured 16 CKT CONNECTOR ORANGE CABLE
931756015	35000	75	17.7	BLACK ARMoured 16 CKT CONNECTOR ORANGE CABLE
931756016	40000	75	17.7	BLACK ARMoured 16 CKT CONNECTOR ORANGE CABLE
931756017	45000	75	17.7	BLACK ARMoured 16 CKT CONNECTOR ORANGE CABLE
931756018	50000	75	17.7	BLACK ARMoured 16 CKT CONNECTOR ORANGE CABLE
931756019	5000	75	17.7	RED ARMoured 16 CKT CONNECTOR ORANGE CABLE
931756008	10000	75	17.7	RED ARMoured 16 CKT CONNECTOR ORANGE CABLE
931756020	15000	75	17.7	RED ARMoured 16 CKT CONNECTOR ORANGE CABLE
931756009	20000	75	17.7	RED ARMoured 16 CKT CONNECTOR ORANGE CABLE
931756021	25000	75	17.7	RED ARMoured 16 CKT CONNECTOR ORANGE CABLE
931756010	30000	75	17.7	RED ARMoured 16 CKT CONNECTOR ORANGE CABLE
931756022	35000	75	17.7	RED ARMoured 16 CKT CONNECTOR ORANGE CABLE
931756023	40000	75	17.7	RED ARMoured 16 CKT CONNECTOR ORANGE CABLE
931756024	45000	75	17.7	RED ARMoured 16 CKT CONNECTOR ORANGE CABLE
931756025	50000	75	17.7	RED ARMoured 16 CKT CONNECTOR ORANGE CABLE

SPECIAL BUILD				
PART NUMBER	DIM A	DIM B	DIM C	DESCRIPTION
931756011	31000	75	17.7	BLACK ARMoured 16 CKT CONNECTOR ORANGE CABLE
931756012	38000	75	17.7	BLACK ARMoured 16 CKT CONNECTOR ORANGE CABLE

PIN	COLOR	COLOR
1	WHITE/ORANGE	WH/OG
2	BROWN	BN
3	BLUE	BU
4	WHITE	WH
5	RED	RD
6	BROWN/BLUE	BN/BU
7	BLACK	BK
8	BROWN/WHITE	BN/WH
9	ORANGE/GRAY	OG/GY
10	RED/BLUE	RD/BU
11	ORANGE	OG
12	GRAY	GY
13	VIOLET	VT
14	PINK	PK
15	RED/GRAY	RD/GY
16(GND)	BLACK/VIOLET+SHIELD	BK/VT+SHIELD



MALE POLE PLUG CONNECTOR  
16 CIRCUIT

PART NUMBER	DIM A	DIM B	DIM C	DESCRIPTION
931755001	1000	75	17.7	BLACK ARMoured 16 CKT CONNECTOR ORANGE CABLE
931755002	2000	75	17.7	BLACK ARMoured 16 CKT CONNECTOR ORANGE CABLE
931755003	3000	75	17.7	BLACK ARMoured 16 CKT CONNECTOR ORANGE CABLE
931755009	4000	75	17.7	BLACK ARMoured 16 CKT CONNECTOR ORANGE CABLE
931755004	5000	75	17.7	BLACK ARMoured 16 CKT CONNECTOR ORANGE CABLE
931755008	6000	75	17.7	BLACK ARMoured 16 CKT CONNECTOR ORANGE CABLE
931755005	10000	75	17.7	BLACK ARMoured 16 CKT CONNECTOR ORANGE CABLE
931755006	15000	75	17.7	BLACK ARMoured 16 CKT CONNECTOR ORANGE CABLE
931755010	1000	75	17.7	RED ARMoured 16 CKT CONNECTOR ORANGE CABLE
931755011	2000	75	17.7	RED ARMoured 16 CKT CONNECTOR ORANGE CABLE
931755012	3000	75	17.7	RED ARMoured 16 CKT CONNECTOR ORANGE CABLE
931755013	4000	75	17.7	RED ARMoured 16 CKT CONNECTOR ORANGE CABLE
931755007	5000	75	17.7	RED ARMoured 16 CKT CONNECTOR ORANGE CABLE
931755014	10000	75	17.7	RED ARMoured 16 CKT CONNECTOR ORANGE CABLE
931755015	15000	75	17.7	RED ARMoured 16 CKT CONNECTOR ORANGE CABLE

NOTES:

- FOR ALL OTHER DIMENSIONS AND SPECIFICATIONS PLEASE SEE SHEET 1
- EARTH POSITION
- ▽NUMBERED WIRE POSITION

INSPECTION NUMBERS 30 TO 39 USED  
LAST INSPECTION NUMBER USED 35

SEE SHEET 1  
EC NO: E2012-0023  
DRAWN BY: MAHER  
CHKD: EFOLAN  
APPR: EFOLAN  
2011/07/22  
2011/08/22

QUALITY SYMBOLS  
▽=0  
▽=0

GENERAL TOLERANCES (UNLESS SPECIFIED)	
mm	INCH
4 PLACES ± .---	± .---
3 PLACES ± .---	± .---
2 PLACES ± 0.50	± .---
1 PLACE ± 1.00	± .---
ANGULAR ± 2°	

DIMENSION STYLE	
MM ONLY	
DRAWN BY	DATE
D MAHER	2008/10/30
CHECKED BY	DATE
S MCGREEVY	2008/10/30
APPROVED BY	DATE
EFOLAN	2010/10/21

SCALE	DESIGN UNITS	THIRD ANGLE PROJECTION
1:1	METRIC	

TITLE  
**PASSIVE SAFETY CONNECTOR ARMoured & UN-ARMoured**

MATERIAL NO. **SD-93175-001**  
DOCUMENT NO.  
SHEET NO. **5 OF 5**

SEE TABLE  
THIS DRAWING CONTAINS INFORMATION THAT IS PROPRIETARY TO MOLEX INCORPORATED AND SHOULD NOT BE USED WITHOUT WRITTEN PERMISSION